







**TUBE GUIDE FOR COMMON TESTS**

**NOTE:**

**THREE FORMS OF IDENTIFICATION ARE REQUIRED (UR, NAME, DOB)  
IF PCSC IS NOT AVAILABLE: COLLECTOR MUST LABEL AND SIGN or INITIAL EVERY SPECIMEN CONTAINER  
AND MUST COMPLETE THE DECLARATION ON THE REQUEST FORM.**



Tests printed in Blue & Underlined must be delivered On Ice  
Some tests require multiple or separate tubes, consult the Pathology Handbook (intranet) for details.  
**\*\*Hazard Warning: Never inject blood into the tube from needle and syringe\*\***

TUBE	TESTS	TUBE	TESTS
<b>HEPARIN PLASMA with GEL, 4.5 mL</b>		<b>EDTA WHOLE BLOOD, 3.0 mL</b>	
 <p>PALE GREEN (367375)</p>	<p>Most urgent <b>BIOCHEMISTRY</b> and any patient on anti-coagulation medication.</p> <p><b>NOT for:</b></p> <p><b>Lithium, Holo-TC Vit B<sub>12</sub> or PEP</b></p> <ul style="list-style-type: none"> <li>• UE, LFT, Lipids, CA (NOT Ionised CA), IP, MG, AST, CK, CRP, Drug Levels, Haptoglobin, Iron Studies, Osmolality, TFT, Troponin.</li> <li>• Plasma Free Haemoglobin</li> <li>• Vitamin D</li> </ul>	 <p>PALE LILAC (367838)</p>	<p>Essential for— <b>FBE, Film, DCT, Retics, MP</b></p> <p>Separate tube for:</p> <ul style="list-style-type: none"> <li>• CD4/8, CD2/3, Cell Surface Markers and Flow Cytometry</li> <li>• ESR</li> <li>• HbA1c</li> <li>• Cyclosporin, Everolimus, Sirolimus, Tacrolimus</li> <li>• Factor V Leiden, Prothrombin 20210</li> <li>• <u>ACTH, Homocysteine</u></li> <li>• <b>Not for viral load/PCR/genotyping</b></li> </ul>
<b>PLAIN BLOOD (Serum) with GEL, 8.5 mL</b>			
 <p>GOLD (367958)</p>	<ul style="list-style-type: none"> <li>• Ionised Calcium, PEP, Immunoglobulins, Free Light Chains, IgG subclasses, Lithium, Methotrexate, Thiopentone, NT-pro BNP, PSA, free PSA, Holo-TC and Vit B<sub>12</sub>.</li> <li>• Thyroglobulin, Anti-Tg, ATA, IgE, RAST, Tryptase.</li> </ul> <p><u>Calcitonin, VitA, VitE, C-Peptide.</u></p> <p>(NB: Vit A, Vit C &amp; Vit E - protect from light)</p>	 <p>GOLD (367958)</p>	<p><b>SEROLOGY</b> (extra tube if more than 4 of these tests)</p> <ul style="list-style-type: none"> <li>• Streptococcal Serology (ASOT), CMV, Cryptococcus, EBV, Hep A, B, C, HIV, Herpes, Measles, Mumps Rubella, Syphilis, Toxoplasma and Varicella</li> <li>• Autoantibodies, Anticardiolipin Antibodies, GAD, IF, B2GP1, ACL, ENA, MPO, PR3 and Gliadins, TTG, dsDNA.</li> </ul>
<b>FLUORIDE OXALATE, 2.0 mL</b>		<b>EDTA, 6.0 mL—'CROSSMATCH'</b>	
 <p>GREY (367934)</p>	<ul style="list-style-type: none"> <li>• Lactate</li> <li>• Fasting or Timed Glucose, Glucose Tolerance Test</li> </ul>	 <p>PINK (367941)</p>	<p><b>Essential for:</b></p> <ul style="list-style-type: none"> <li>• Crossmatch / G&amp;S / G&amp;H</li> <li>• Cold Agglutinins (must be kept at 37°C—call lab first)</li> </ul>





### TUBE GUIDE FOR COMMON TESTS

**NOTE:** **THREE FORMS OF IDENTIFICATION ARE REQUIRED (UR, NAME, DOB)**  
**IF PCSC IS NOT AVAILABLE: COLLECTOR MUST LABEL AND SIGN or INITIAL EVERY SPECIMEN CONTAINER**  
**AND MUST COMPLETE THE DECLARATION ON THE REQUEST FORM.**

Tests printed in Blue & Underlined must be delivered On Ice  
 Some tests require multiple or separate tubes, consult the Pathology Handbook (intranet) for details.  
**\*\*Hazard Warning: Never inject blood into the tube from needle and syringe\*\***

TUBE	TESTS	TUBE	TESTS
<b>CITRATE, 2.7 mL (must be complete filled)</b>		<b>EDTA, 10.0 mL</b>	
 PALE BLUE (363095)	<ul style="list-style-type: none"> <li><b>COAG</b>—PT, INR, APTT, Fibrinogen, D-Dimer, Anti-Xa, HMW heparin, CBA.</li> <li>Factor VIII, Factor IX, VWF, RCOF, ATIII, Protein C, Protein S, Lupus Screen.</li> <li>Rivaroxaban, Apixaban, Dabigatran.</li> </ul> (NB: see note below)	 PURPLE (367525)	<ul style="list-style-type: none"> <li>Aldosterone and Renin (no ice)</li> <li>Haemoglobin Electrophoresis</li> <li>BNP (<i>not</i> NTproBNP), PTH</li> <li>Posaconazole, Voriconazole</li> <li>CryoFibrinogen (must be kept at 37°C - call Lab first)</li> <li>CMV viral load, HIV/HBV/HCV Viral Loads or genotyping, Hep C PCR, Parvovirus PCR and other Viral PCR's, HLA H</li> <li><u>Ammonia</u></li> </ul>

### SPECIAL TUBES


<b>METAL- FREE EDTA, 6.0 mL</b>		<b>PLAIN BLOOD (= Serum) <b>NO GEL</b>, 10.0 mL</b>	
 DARK BLUE (368381)	<ul style="list-style-type: none"> <li>Trace &amp; Toxic Metals—</li> <li>Aluminium, Cadmium, Copper, Lead, Mercury, Selenium, Zinc</li> </ul>	 RED (367895)	<ul style="list-style-type: none"> <li>CryoGlobulins, (must be kept at 37°C—call lab first)</li> <li>HITS Screen, Cytotoxic antibodies Platelet and HLA antibodies</li> </ul>
<b>ACD, 9 mL</b>		<b>ESR <b>NOTE TUBE CHANGE</b> – 3mL EDTA</b>	
 YELLOW (364606)	<ul style="list-style-type: none"> <li>HLA Tissue Typing— see Pathology Handbook for further details</li> <li>HLAB27, HLAB51, HLAB57.</li> </ul>	 REF 367836	<ul style="list-style-type: none"> <li>ESR – separate tube required if requested with FBE, Hb, DCT .etc</li> </ul>

**TUBE GUIDE FOR COMMON TESTS**

**NOTE:**





**THREE FORMS OF IDENTIFICATION ARE REQUIRED (UR, NAME, DOB)  
IF PCSC IS NOT AVAILABLE: COLLECTOR MUST LABEL AND SIGN or INITIAL EVERY SPECIMEN CONTAINER  
AND MUST COMPLETE THE DECLARATION ON THE REQUEST FORM.**

Tests printed in Blue & Underlined must be delivered On Ice  
Some tests require multiple or separate tubes, consult the Pathology Handbook (intranet) for details.  
**\*\*Hazard Warning: Never inject blood into the tube from needle and syringe\*\***

TUBE	TESTS	TUBE	TESTS
	<b>LITHIUM HEPARIN – NO GEL 6.0mL</b>		
	<ul style="list-style-type: none"> <li>Use for Plasma Catecholamines, Clozapine</li> </ul>		

**PAEDIATRIC (MICRO) COLLECTION CONTAINERS**

Tests: as per above

SPECIMEN	DETAIL	USE	TUBE
<b>PLAIN BLOOD</b> (= Serum) <b>with GEL</b> , 600 µL	MICROTAINER Cat. No.365967	Paediatric & finger-prick collections	
<b>EDTA</b> 500 µL	MICROTAINER Cat. No.365974	Paediatric & finger-prick collections	
<b>HEPARIN PLASMA</b> <b>with GEL</b> , 600 µL	MICROTAINER Cat. No.365985	Paediatric & finger-prick collections	
<b>CITRATE 1.0 mL</b>	MINICOLLECT® Cat. No.450413	Paediatric collections <b>(NOT</b> finger-prick for Coagulation tests)	(image not available)
<b>CITRATE, 1.8 mL</b>	VACUTAINER Cat. No.....363093	Difficult bleeds	

**TUBE GUIDE FOR COMMON TESTS**

**ORDER OF DRAW CHART for blood tubes**

**Sterile samples (eg: Blood Cultures)**

↓  
**SST™ II Gel** [] **Plain Serum tubes** [

↓  
**Citrate tubes\*** [] **ACD tubes** [

↓  
**PST™ II Gel tubes** [] **Heparin tubes** [

↓  
**EDTA tubes** [] [

↓  
**Fluoride Oxalate (glucose tubes)** [

**\*Coagulation Tests**—When collection is by **vacuum tube** the coagulation tube should be collected second to avoid artefactual shortening of coagulation assays due to trauma of venesection.

**If no other tube is required then collect two blue-top tubes and discard the first.**

When blood is collected from an **arterial line** discard the first 20 mL of blood to clear any heparin from the line before collecting the blood for coagulation tests.

1. NCCLS document H3-A5 "Procedures for the Collection of Diagnostic Blood Specimens by Venipuncture". 5th Edition, Dec. 2003.