

TUBE GUIDE FOR COMMON TESTS

NOTE:

THREE FORMS OF IDENTIFICATION ARE REQUIRED (UR, NAME, DOB)
IF NO PCSC AVAILABLE COLLECTOR MUST LABEL AND SIGN or INITIAL EVERY SPECIMEN
AND MUST COMPLETE THE DECLARATION ON THE REQUEST FORM.





Tube Guide for Common Tests

TUBE	TESTS	TUBE	TESTS
HEPARIN PLASMA with GEL, 4.5 mL		EDTA WHOLE BLOOD, 3.0 mL	
	<p>Most urgent BIOCHEMISTRY and any patient on anti-coagulation medication. NOT for Lithium, Holo-TC Vit B₁₂ or PEP</p> <ul style="list-style-type: none"> • UE, LFT, Lipids, CA (NOT Ionised CA), IP, MG, AST, CK, CRP, Drug Levels, Haptoglobin, Iron Studies, Osmolality, TFT, Troponin. • Plasma Free Haemoglobin 		<ul style="list-style-type: none"> • <i>Essential for—</i> FBE, Hb, DCT, Retics <p><i>Separate tube for—</i></p> <ul style="list-style-type: none"> • CD4/8, CD2/3, Cell Surface Markers and Flow Cytometry • HbA1c • Cyclosporin, Everolimus, Sirolimus, Tacrolimus • Factor V Leiden, Prothrombin 20210 • ACTH, Homocysteine on ice
PALE GREEN (367375)		PALE LILAC (367838)	
PLAIN BLOOD (Serum) with GEL, 8.5 mL			
	<p>Ionised Calcium, PEP, Immunoglobulins, Free Light Chains, IgG subclasses, Lithium, Vit D, Methotrexate, Thiopentone, NT-pro BNP, PSA, free PSA, Holo-TC and Vit B₁₂.</p> <ul style="list-style-type: none"> • Thyroglobulin, Anti-Tg, ATA, IgE, RAST, Tryptase. • Calcitonin, VitA, VitE, C-Peptide all on ice. (NB: Vit A, Vit C & Vit E - protect from light) 		<ul style="list-style-type: none"> • SEROLOGY <p>(extra tube if more than 4 of these tests) ASOT, CMV, Cryptococcus, EBV, Hep A, B, C, HIV, Herpes, Rubella, Syphilis, Toxoplasma and Varicella</p> <p>Autoantibodies, Anticardiolipin Antibodies, GAD, IF, B2GP1, ACL, ENA, MPO, PR3 and Gliadins, TTG, dsDNA.</p>
GOLD (367958)		GOLD (367958)	
FLUORIDE OXALATE, 2.0 mL		EDTA, 6.0 mL—'CROSSMATCH'	
	<ul style="list-style-type: none"> • Lactate • Fasting or Timed Glucose, Glucose Tolerance Test 		<ul style="list-style-type: none"> • Essential for— Crossmatch, G&S, G&H • Cold Agglutinins (must be kept at 37°C—call lab first)
GREY (367934)		PINK (367941)	
CITRATE, 2.7 mL (must be complete fill)		EDTA, 10.0 mL	
	<ul style="list-style-type: none"> • COAG—PT, INR, APTT, Fibrinogen, D-Dimer, Anti-Xa, HMW heparin, CBA. • Factor VIII, Factor IX, VWF, RCOF, ATIII, Protein C, Protein S, Lupus Screen. • Rivaroxaban, Apixaban, Dabigatran. 		<ul style="list-style-type: none"> • Aldosterone and Renin (no ice) • Haemoglobin Electrophoresis • BNP (<i>not</i> NTproBNP), PTH • Posaconazole, Voriconazole • CryoFibrinogen (must be kept at 37°C - call Lab first) • CMV viral load, HIV/HBV/HCV Viral Loads or genotyping, Hep C PCR, Parvovirus PCR and other Viral PCR's, HLA H • Ammonia on ice
PALE BLUE (363095)		PURPLE (367525)	

See Next Page (over) for **Special Tubes, Paediatric Tubes and Order-of-Draw Chart.**





TUBE GUIDE FOR COMMON TESTS

- Tests printed in Blue & Underlined must be delivered On Ice.
- Some tests require multiple or separate tubes, consult the Pathology Handbook (intranet) for details.
- Hazard Warning: Never inject blood into the tube from needle and syringe.

TUBE	TESTS	TUBE	TESTS
METAL-FREE EDTA, 6.0 mL		SPECIAL TUBE^{&} (Special Fill Citrate)	
 DARK BLUE (368381)	<ul style="list-style-type: none"> • Trace & Toxic Metals— Aluminium, Cadmium, Copper, Lead, Mercury, Selenium, Zinc 	 GREY (DIESSE)*	ESR (not suitable for any other tests)
PLAIN BLOOD (= Serum) without GEL, 10.0 mL		ACD, 9 mL	
 RED (367895)	<ul style="list-style-type: none"> • CryoGlobulins, (must be kept at 37°C—call lab first) • HITS Screen, Cytotoxic antibodies • Platelet and HLA antibodies 	 YELLOW (364606)	<ul style="list-style-type: none"> • HLA Tissue Typing— see Pathology Handbook for further details • HLAB27, HLAB51, HLAB57.










PAEDIATRIC (MICRO) COLLECTION CONTAINERS

Tests: as per Tube Guide on page 1

SPECIMEN	DETAILS	USE	TUBE
PLAIN BLOOD (= Serum) with GEL, 600 µL	MICROTAINER Cat. No. ... 365967	Paediatric & finger-prick collections	
EDTA 500 µL	MICROTAINER Cat. No. ... 365974	Paediatric & finger-prick collections	
HEPARIN PLASMA with GEL, 600 µL	MICROTAINER Cat. No. ... 365985	Paediatric & finger-prick collections	
CITRATE, 1.8 mL	VACUTAINER Cat. No. ... 363093	Difficult bleeds	

TUBE GUIDE FOR COMMON TESTS

ORDER OF DRAW CHART

1. Sterile samples (eg: Blood Cultures)
2. SST™II Gel [] Plain Serum tubes []
3. Citrate tubes* [] ACD tubes []
4. PST™II Gel tubes [] Heparin tubes []
5. EDTA tubes [] []
6. Fluoride Oxalate (glucose tubes) []

* **Coagulation Tests**—When collection is by **vacuum tube** the coagulation tube should be collected second to avoid artefactual shortening of coagulation assays due to trauma of venesection. **If no other tube is required then collect two blue-top tubes and discard the first.**

When blood is collected from an **arterial line** discard the first 20 mL of blood to clear any heparin from the line before collecting the blood for coagulation tests.

&**ESR**—In accordance with NCCLS¹ recommendations, ESR tubes should be placed at position 3 above. However, because their position in the order is not as critical as for citrate specimens for coagulation testing, it is common practice to place this tube at the end of the list to provide greater priority to tubes that will generally be required for more clinically important tests.

1. NCCLS document H3-A5 “Procedures for the Collection of Diagnostic Blood Specimens by Venipuncture”. 5th Edition, Dec. 2003.